

Scaled data based on original data using
LM-79-08 Approved Method: Electrical and Photometric Measurements of Solid-
State Lighting Products

Test Report Prepared for
Cooper Lighting Solutions
(formerly Eaton)

Brand: INVUE

Report Number: P401616

Luminaire Tested: **ENC-SA1E-727-U-SL4**

Issue Date: 5/20/2020

Test Information

Test Method: LM-79-08
Report Number: P401616
TEST IS SCALED FROM IESNA LM-79-08 TEST DATA (G1-2004-754-5)
Test Lab: INNOVATION CENTER
Issue Date: 5/20/2020
Manufacturer: COOPER LIGHTING SOLUTIONS (FORMERLY EATON)
Product Line: INVUE
Catalog Number: ENC-SA1E-727-U-SL4
Description: ENTRI LED LUMINAIRE
(1) 70 CRI, 2700K, 1050mA LIGHTSQUARE WITH 16 LEDS AND TYPE IV SPILL
LIGHT ELIMINATOR OPTICS
Light Source: -
Ballast/Driver: ELECTRONIC DRIVER

Summary

Lumens per Lamp: N/A
Luminaire Lumens: 5578 lumens
Efficiency: N/A
Efficacy: 97.5 lumens/watt
Luminous Opening: Rectangular (W 0.5' x L: 0.5' x H: 0')
IES Classification: Type IV - Short - Non-Cutoff
BUG Rating: B1 - U0 - G2

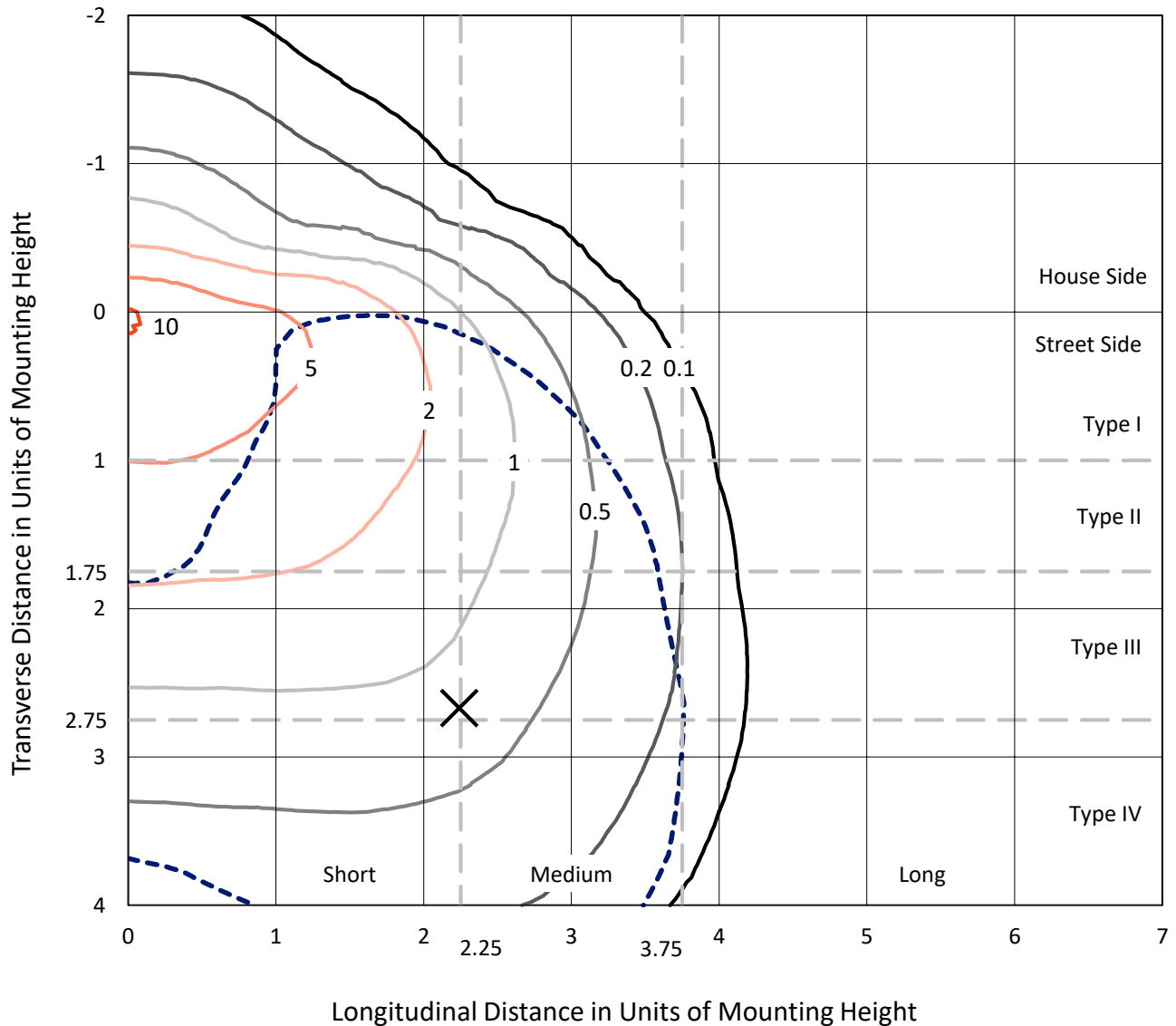
Input Watts (W): 57.2
Input Voltage (V): NR
Input Current (Ain): NR
Voltage Rise (V): NR
Power Factor: NR
Total Harmonic Distortion (THDi): NR
Frequency (hertz): 60
Stabilization Time: NR
Operation Time: NR
Ambient Temperature (°C): NR
Test Distance: 25 FT



REPORT NUMBER: P401616
 CATALOG NUMBER: ENC-SA1E-727-U-SL4

Iso-Footcandle Lines of Horizontal Illumination

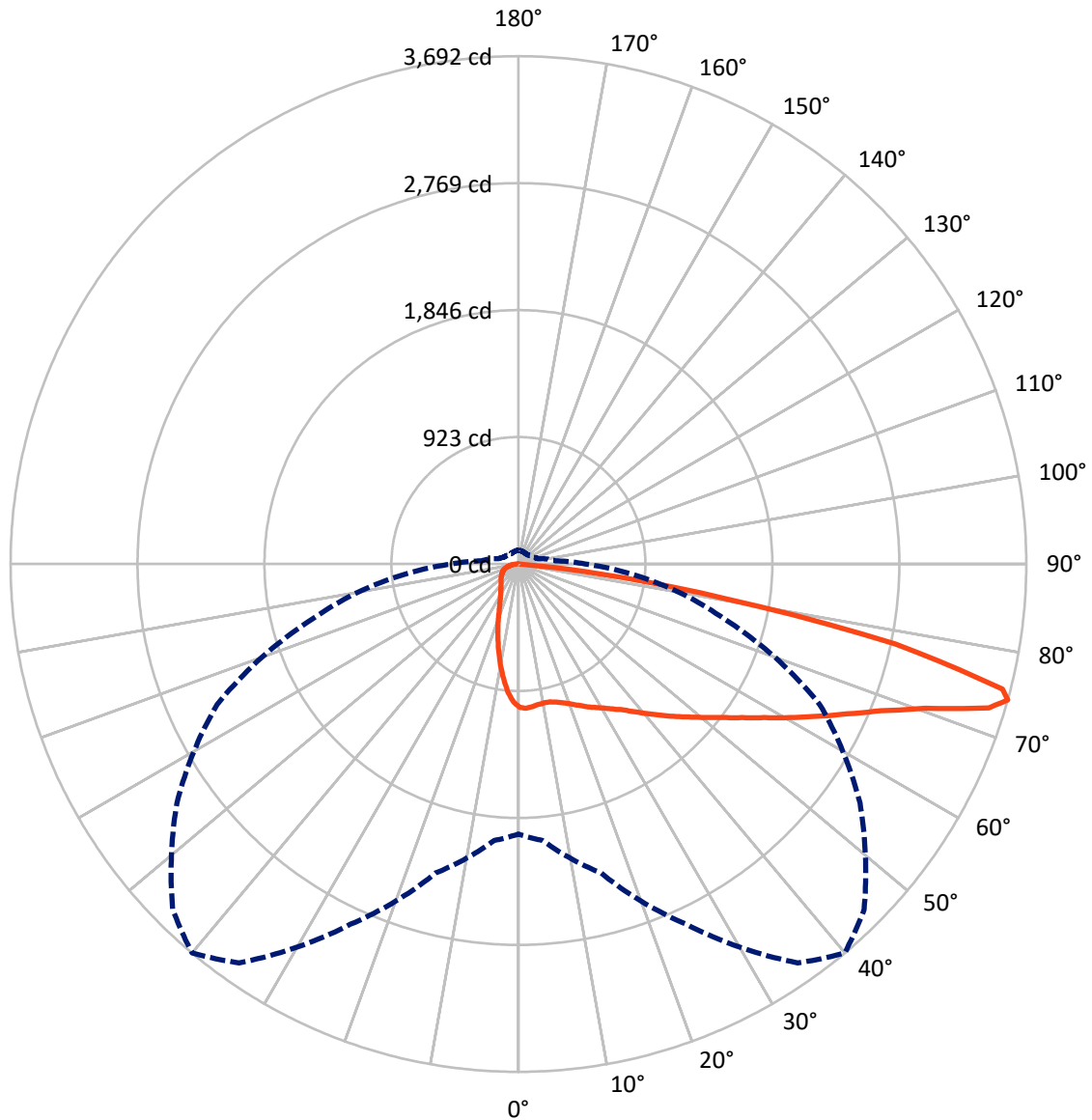
× Max cd
 - - - 1/2 Max cd



Based on 10 foot mounting height. Maximum calculated value = 10.4 fc
 Type IV - Short - Non-Cutoff

REPORT NUMBER: P401616
CATALOG NUMBER: ENC-SA1E-727-U-SL4

Luminous Intensity Polar Plot



— Vertical Plane Through 40-Deg Lateral - - - Horizontal Cone Through 74-Deg Vertical

REPORT NUMBER: P401616

CATALOG NUMBER: ENC-SA1E-727-U-SL4

FLUX DISTRIBUTION:

		Downward	Upward	Total
House Side	Lumens	869.7	0.0	869.7
	% Fixture	15.6	0.0	15.6
Street Side	Lumens	4708.3	0.0	4708.3
	% Fixture	84.4	0.0	84.4
Total	Lumens	5578.0	0.0	5578.0
	% Fixture	100.0	0.0	100.0

Coefficient of Utilization

ZONAL LUMENS:

Zone	Lumens	% Fixture
0°-10°	91.9	1.6
10°-20°	236.7	4.2
20°-30°	363.1	6.5
30°-40°	524.3	9.4
40°-50°	754.4	13.5
50°-60°	1041.6	18.7
60°-70°	1313.2	23.5
70°-80°	1138.8	20.4
80°-90°	114.0	2.0
90°-100°	0.0	0.0
100°-110°	0.0	0.0
110°-120°	0.0	0.0
120°-130°	0.0	0.0
130°-140°	0.0	0.0
140°-150°	0.0	0.0
150°-160°	0.0	0.0
160°-170°	0.0	0.0
170°-180°	0.0	0.0
0°-90°	5578.0	100.0
0°-180°	5578.0	100.0



REPORT NUMBER: P401616

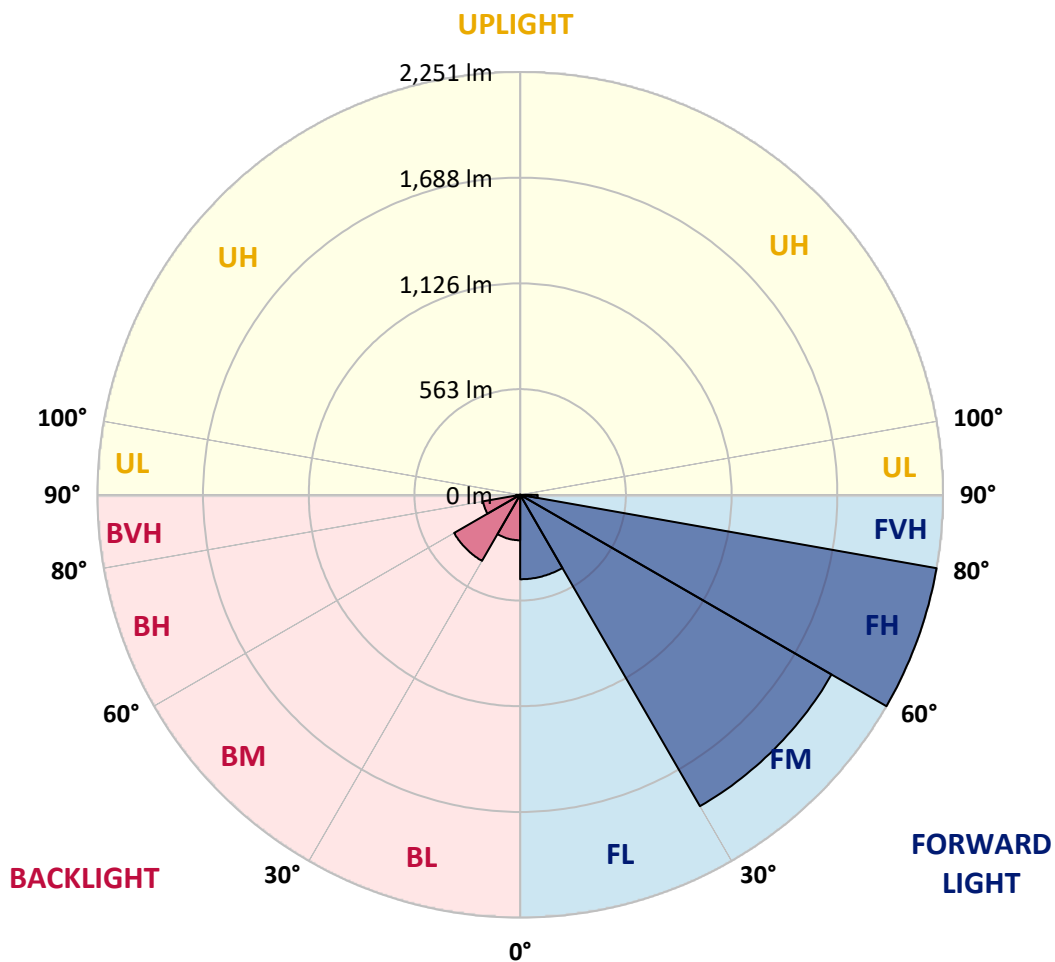
CATALOG NUMBER: ENC-SA1E-727-U-SL4

LUMINAIRE CLASSIFICATION SYSTEM LUMEN TABLE AND BUG RATING:

Zone		Lumens	% Fixture	Zone Rating/Lumen Limit		
				B	U	G
FL	(0°-30°)	449.7	8.1			
FM	(30°-60°)	1914.2	34.3			
FH	(60°-80°)	2251.3	40.4			G2/5000
FVH	(80°-90°)	93.2	1.7			G1/100
BL	(0°-30°)	242.0	4.3	B1/500		
BM	(30°-60°)	406.2	7.3	B1/1000		
BH	(60°-80°)	200.7	3.6	B1/500		G1/500
BVH	(80°-90°)	20.8	0.4			G1/100
UL	(90°-100°)	0.0	0.0		U0/0	
UH	(100°-180°)	0.0	0.0		U0/0	

BUG Rating: B1-U0-G2

Type IV Short





REPORT NUMBER: P401616

CATALOG NUMBER: ENC-SA1E-727-U-SL4

CANDELA DISTRIBUTION (FULL):

	0°	5°	15°	25°	35°	40°	45°	55°	65°	75°	85°
0°	1041.2	1041.2	1041.2	1041.2	1041.2	1041.2	1041.2	1041.2	1041.2	1041.2	1041.2
2.5°	1054.6	1053.8	1056.3	1054.6	1052.1	1050.4	1049.6	1044.6	1042.9	1037.9	1031.2
5°	1050.4	1050.4	1050.4	1048.7	1043.7	1042.0	1040.4	1032.8	1027.8	1019.5	1006.9
7.5°	1036.2	1038.7	1037.9	1037.0	1032.8	1031.2	1028.7	1019.5	1012.8	1000.2	984.3
10°	1022.8	1022.8	1023.6	1027.0	1025.3	1026.2	1025.3	1015.3	1006.1	990.2	970.1
12.5°	1003.6	1006.9	1011.9	1021.1	1025.3	1028.7	1028.7	1021.1	1011.1	991.9	968.4
15°	991.9	996.0	1008.6	1025.3	1035.4	1041.2	1042.9	1033.7	1021.1	1001.9	976.0
17.5°	986.8	991.9	1015.3	1038.7	1056.3	1061.3	1062.1	1052.1	1038.7	1015.3	985.2
20°	991.9	997.7	1028.7	1060.4	1081.3	1085.5	1087.2	1073.0	1056.3	1033.7	994.4
22.5°	1011.1	1019.5	1053.8	1088.0	1109.8	1115.6	1114.0	1093.9	1077.2	1052.9	1006.1
25°	1052.9	1057.9	1088.9	1125.7	1142.4	1149.1	1144.9	1122.3	1100.6	1076.3	1022.8
27.5°	1101.4	1108.1	1140.7	1168.3	1179.2	1180.9	1176.7	1153.3	1129.0	1108.9	1048.7
30°	1160.0	1165.8	1192.6	1213.5	1214.3	1215.2	1212.6	1185.9	1165.8	1149.9	1086.4
32.5°	1221.8	1222.7	1250.3	1260.3	1253.6	1256.1	1253.6	1224.4	1210.1	1205.1	1135.7
35°	1278.7	1279.6	1308.0	1311.3	1300.5	1301.3	1306.3	1272.0	1272.0	1283.7	1209.3
37.5°	1333.1	1335.6	1360.7	1357.3	1353.1	1360.7	1367.4	1338.1	1354.8	1388.3	1298.8
40°	1374.1	1379.9	1413.4	1411.7	1420.9	1428.4	1434.3	1419.2	1446.0	1511.2	1409.2
42.5°	1400.8	1412.5	1460.2	1471.9	1487.8	1501.2	1511.2	1510.4	1557.2	1647.5	1526.3
45°	1428.4	1440.1	1503.7	1532.1	1558.9	1579.8	1599.0	1609.1	1683.5	1791.4	1662.6
47.5°	1461.9	1471.9	1543.0	1599.0	1633.3	1661.7	1696.0	1717.8	1812.3	1937.7	1788.9
50°	1512.9	1519.6	1583.1	1670.1	1713.6	1752.9	1795.6	1839.9	1951.1	2087.4	1899.3
52.5°	1579.0	1583.1	1630.0	1742.0	1811.4	1853.3	1916.8	1975.4	2092.4	2222.9	1989.6
55°	1654.2	1650.9	1686.8	1828.2	1909.3	1972.0	2050.6	2110.0	2241.3	2340.8	2061.5
57.5°	1729.5	1727.0	1755.4	1911.0	2033.1	2106.7	2187.8	2250.5	2377.6	2451.2	2113.4
60°	1801.4	1792.2	1832.4	2008.0	2182.8	2267.2	2340.0	2397.7	2506.4	2530.7	2141.0
62.5°	1865.0	1865.0	1923.5	2127.6	2361.7	2437.8	2495.5	2534.0	2629.4	2589.2	2130.1
65°	1923.5	1931.0	2014.7	2261.4	2547.4	2625.2	2675.4	2690.4	2751.5	2591.7	2038.1
67.5°	1989.6	2001.3	2119.2	2417.8	2761.5	2844.3	2887.8	2882.8	2838.4	2553.3	1840.7
70°	2054.0	2073.2	2248.8	2619.3	3025.8	3137.8	3185.5	3086.8	2883.6	2340.0	1528.8
72.5°	2100.8	2133.4	2355.0	2820.9	3404.6	3576.9	3557.7	3142.9	2672.0	1928.5	1156.6
74°	1963.7	2018.0	2325.8	2890.3	3540.9	3692.3	3554.3	3031.6	2416.9	1553.0	819.6
75°	1803.9	1856.6	2177.8	2862.7	3566.9	3634.6	3382.0	2835.9	2167.7	1203.4	535.2
77.5°	1335.6	1376.6	1672.6	2257.2	2820.9	2800.8	2518.1	1921.8	1068.0	363.0	225.8
80°	589.6	620.5	825.4	1135.7	1527.9	1522.1	1417.5	883.1	344.6	189.8	138.0
82.5°	178.1	177.3	237.5	331.2	580.4	591.3	502.6	304.4	164.8	78.6	66.9
85°	0.8	0.8	0.8	0.8	2.5	21.7	18.4	58.5	30.1	14.2	24.3
87.5°	0.8	0.8	0.8	0.8	0.8	0.8	0.8	0.8	0.8	0.0	0.0
90°	0.0	0.0	0.0	0.0	0.0	0.0	0.0	0.0	0.0	0.0	0.0



REPORT NUMBER: P401616

CATALOG NUMBER: ENC-SA1E-727-U-SL4

CANDELA DISTRIBUTION (continued):

	90°	95°	105°	115°	125°	135°	145°	155°	165°	175°	180°
0°	1041.2	1041.2	1041.2	1041.2	1041.2	1041.2	1041.2	1041.2	1041.2	1041.2	1041.2
2.5°	1027.0	1026.2	1023.6	1017.8	1013.6	1001.1	1005.2	996.9	996.0	994.4	993.5
5°	1001.1	997.7	987.7	976.0	962.6	941.7	935.0	922.4	914.9	912.4	914.1
7.5°	974.3	966.8	947.5	922.4	895.7	864.7	842.2	824.6	812.1	807.9	802.0
10°	957.6	945.0	912.4	870.6	827.1	783.6	746.0	720.1	700.8	685.8	685.8
12.5°	951.7	935.0	887.3	826.3	763.6	701.7	647.3	613.0	580.4	564.5	562.0
15°	955.1	931.6	866.4	786.1	702.5	622.2	555.3	506.0	475.0	455.8	462.5
17.5°	958.4	929.1	844.7	743.5	643.1	550.3	472.5	416.5	378.8	368.8	364.6
20°	962.6	924.1	817.1	697.5	582.1	480.9	398.9	342.1	313.6	301.1	301.1
22.5°	968.4	917.4	788.6	646.5	519.3	413.1	337.0	294.4	271.8	264.3	264.3
25°	976.8	913.3	759.4	595.5	460.0	359.6	296.1	262.6	250.9	245.9	245.0
27.5°	992.7	914.1	730.9	543.6	401.4	314.5	266.8	245.0	235.8	233.3	232.5
30°	1017.0	922.4	700.8	488.4	349.6	280.2	246.7	231.7	225.8	224.1	224.1
32.5°	1050.4	937.5	675.7	439.1	311.1	252.6	230.0	219.9	216.6	214.9	215.8
35°	1102.3	963.4	645.6	393.9	275.1	233.3	216.6	209.1	206.6	206.6	207.4
37.5°	1170.0	1003.6	616.4	352.1	250.9	216.6	204.1	199.9	197.4	199.0	199.9
40°	1255.3	1051.2	588.8	314.5	230.8	203.2	193.2	189.8	189.0	190.7	192.4
42.5°	1347.3	1108.9	563.7	283.5	214.9	192.4	184.0	182.3	181.5	182.3	184.8
45°	1454.3	1175.0	542.8	260.1	203.2	183.2	175.6	174.0	173.1	174.8	176.5
47.5°	1553.0	1234.4	526.0	244.2	193.2	176.5	168.9	166.4	166.4	166.4	168.1
50°	1633.3	1281.2	516.0	233.3	184.8	168.9	162.2	159.7	158.9	158.1	158.9
52.5°	1702.7	1316.4	512.7	226.6	178.1	162.2	155.6	153.9	152.2	150.5	151.4
55°	1748.7	1333.9	506.0	220.8	172.3	154.7	148.9	147.2	145.5	143.0	143.0
57.5°	1775.5	1332.2	490.9	217.4	168.9	148.0	142.2	142.2	140.5	136.3	137.2
60°	1778.0	1303.0	454.1	213.3	166.4	141.3	134.6	136.3	136.3	133.0	133.0
62.5°	1735.3	1226.0	383.0	202.4	163.1	136.3	128.8	133.0	134.6	131.3	131.3
65°	1604.0	1044.6	307.8	186.5	154.7	130.5	122.1	130.5	135.5	133.0	132.1
67.5°	1352.3	827.1	254.2	168.9	145.5	122.9	115.4	126.3	133.0	133.0	132.1
70°	1085.5	628.1	209.1	149.7	131.3	113.7	107.9	117.1	122.9	124.6	124.6
72.5°	747.7	383.9	169.8	128.8	115.4	102.9	97.8	103.7	107.0	110.4	109.6
74°	482.6	269.3	148.9	117.1	105.4	94.5	92.0	94.5	96.2	99.5	100.4
75°	322.8	219.9	138.8	108.7	99.5	88.6	87.0	89.5	91.2	93.7	93.7
77.5°	185.7	157.2	112.1	90.3	82.8	76.1	75.3	76.1	78.6	81.1	80.3
80°	128.8	119.6	88.6	70.3	65.2	61.9	62.7	63.6	67.7	68.6	67.7
82.5°	77.8	86.1	62.7	52.7	49.3	48.5	51.0	52.7	56.0	56.9	56.0
85°	30.9	41.0	30.9	29.3	32.6	36.0	40.1	42.7	44.3	44.3	44.3
87.5°	0.0	5.9	7.5	11.7	18.4	21.7	28.4	30.9	32.6	31.8	30.9
90°	0.0	0.0	0.0	0.0	0.0	0.0	0.0	0.0	0.0	0.0	0.0

(END OF REPORT)